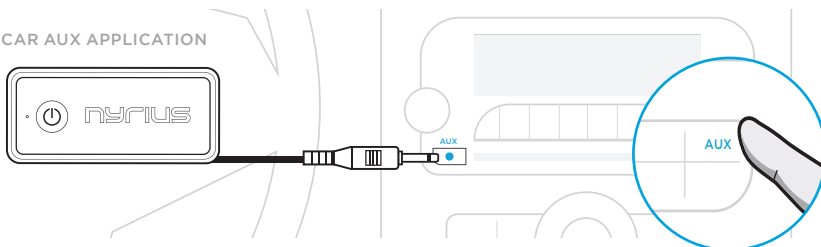


01

CAR AUX APPLICATION



*Please charge your Songo Portable to full capacity before using for the first time.

02



Press and Hold
for 6 Seconds

Power ON!

Pairing!

After the BR41 has been connected for the first time, press and hold for 2 seconds to automatically reconnect to device when needed.

03



Ensure Bluetooth
is enabled



Select Nyrius BR41 from
Bluetooth settings




Allow a few seconds for
the devices to connect





Play music!

Please see the other side for LED and button behaviour.



PRODUCT FEATURES



POWER/PAIR:

-  **PRESS + HOLD FOR 3 SECONDS TO POWER ON AND CONNECT TO LAST USER**
-  **PRESS + HOLD FOR 6 SECONDS TO POWER ON AND ENTER PAIRING MODE FOR NEW USER**

CONTROLS WHILE PAIRED:

-  **PRESS ONCE (1X) TO PLAY OR PAUSE TRACK**
-  **DOUBLE TAP (2X) TO SKIP TRACK**

LED BEHAVIOUR:

LED INDICATOR	STATUS
White LED is on for 1 second and off for 1 second	Pairing Mode
White LED flashes once every 2 seconds	Not Connected to Device
White LED is solid	Connected to Device
Red LED flashes instead of white LED	Low Battery